



ENGINE

Model	: ISUZU-AH-6HK1X
Type	: Water-cooled, 4 cycle, 6 cylinders, line type direct injection, turbocharger, intercooler, electronic diesel engine
Power	: 202HP / 1800 rpm SAE J1349 (Net) : 216HP / 1800 rpm SAE J1995 (Gross)
Max. Torque	: 903 Nm / 1500 rpm (Net) : 940 Nm / 1500 rpm (Gross)
Displacement	: 7790 cc
Bore and Stroke	: 115 mm x 125 mm
Emission Class	: FAZ III-A (Tier III) * (UNECE R96)
This new engine complies with the Emission Regulations U.S. EPA Tier III, and and EU Stage III-A	

UNDERCARRIAGE

X Type Lower Frame Construction Pentagon Box Type Chassis	
Shoe	: Triple grouser
No. Of Shoes	: 2 x 51
No. Of Lower Rollers	: 2 x 9
No. Of Upper Rollers	: 2 x 2
Track Tensioning	: Hydraulic Spring Tensioning

CAB

- Wide cab and easy entrance
- Use of six viscomount cabin mountings that dampen the vibrations
- Cooled storage room
- Colourful, Easy to read TFT indicant monitor
- Glass holder, book and object storage pockets
- Full automatic digitally air-conditioner
- Overclass standarts on the visibility
- Pool type floor mat
- Improved operator's comfort through versatile adjustable seat
- Ergonomically redesigned cabin through relocated switch board, and re-styled travel pedals and levers
- USB connected MP3 player
- Easy to open the front sliding glass
- Front and rear sun visor
- Large storage areas
- Height adjustable joystick
- Improved seat to back angle
- The height adjustable seat armrests
- Opera Control System

TRAVEL AND BRAKERS

Travel	: Fully hydrostatic
Travel Motors	: Axial piston type
Reduction	: 2 stage planetary gear
Travel Speed	
High Speed	: 5,1 km/h
Low Speed	: 2,9 km/h
Max. Drawbar Pull	: 25.490 kgf
Gradeability	: 35° (%70)
Parking Brake	: Hydraulic multi disc type, integrated transmission
Ground pressure (600mm) (300LC)	: 0,61 kgf/cm ²
Ground pressure (600mm) (300LC)	: 0,62 kgf/cm ²
Ground pressure (800mm) (300NLC)	: 0,50 kgf/cm ²

HYDRAULIC SYSTEM

Main Pump	
Type	: Double variable displacement axial piston pumps
Max. Flow	: 2 x 259 lt/dk
Pilot Pump	: Gear, 27 lt/dk
Relief Valves	
Attachment	: 330 kgf/cm ²
Power Boost	: 360 kgf/cm ²
Travel	: 350 kgf/cm ²
Swing	: 285 kgf/cm ²
Pilot	: 40 kgf/cm ²
Cylinders	
Main Boom	: 2 x ø 140 x ø 100 x 1.445 mm
Stick Cylinder	: 1 x ø 160 x ø 110 x 1.760 mm
Bucket Cylinder	: 1 x ø 140 x ø 100 x 1.195 mm

Opera Control System

• Easy-to-use control panel and menus	• Overheat prevention and protection system without interrupting the work
• Improved fuel economy and productivity	• Automatic idling Selection of multi-language on control panel
• Automatical electric power-off	• Rear-view, arm-view camera (Optional)
• Maximum efficiency by selection of power and work modes	• Possibility to register 26 different operating hours
• Error mode registry and warning system	• Anti-theft system with personal code
• Hidromek Smartlink	• Real time monitoring of operational parameters such as pressure, temperature, engine load
• Automatic preheating	
• Automatical powerboost (Optional)	

SWING SYSTEM

Swing Motor	: Axial piston type integrated with shock absorber valves
Reduction	: 2 stage planetary gear box.
Swing Brakes	: Hydraulic multi disc type, automatic warnings
Swing Speed	: 10,2 rpm

CAPACITY

Fuel Tank	: 480 lt	Engine Oil	: 36 lt
Hydraulic Tank	: 209 lt	Swing Reduction	: 7 lt
Hydraulic System	: 400 lt	Travel Reduction	: 2x9,5 lt
Radiator	: 36 lt		

ELECTRICAL SYSTEM

Voltage	: 24 V
Battery	: 2 x 12 V x 150 Ah
Alternator	: 24 V / 50 A
Starting Motor	: 24 V / 5,0 kw

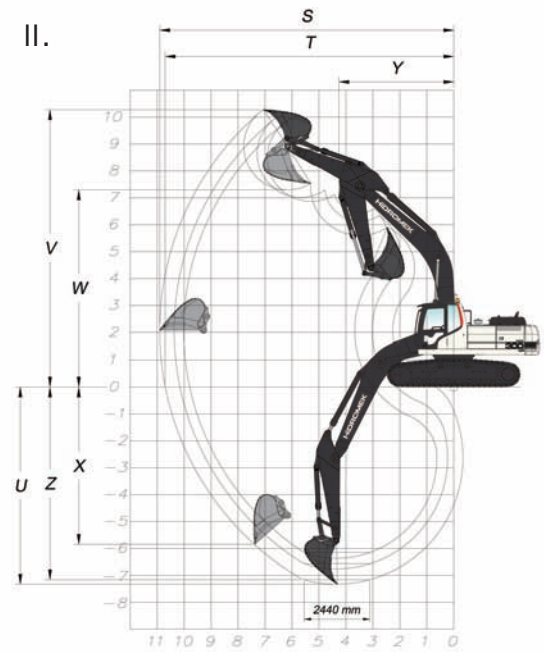
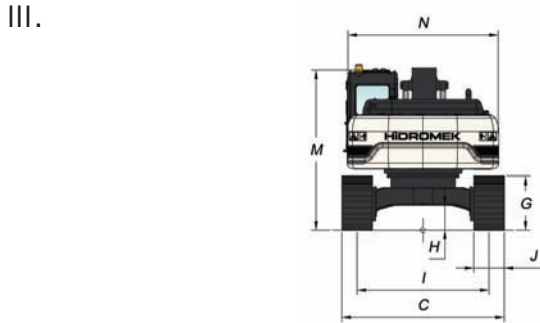
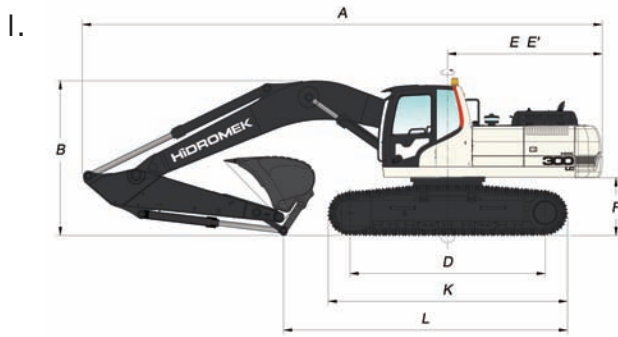
LUBRICATION

Centralized lubrication system is provided for lubrication all difficult-to-reach parts on the components, such as boom and arm

OPERATING WEIGHT

Standard machine operating weight (300 LC)	: 31.900 kg
Standard machine operating weight (300 NLC)	: 32.450 kg

HMK 300 LC



I. GENERAL DIMENSIONS

Boom Dimension	6.280 mm		
Arm Dimension	2.100 mm	*2.500 mm	3.070 mm
A - Overall Length	10.860 mm	10.810 mm	10.730 mm
B - Overall Height (to top of boom)	3.550 mm	3.470 mm	3.200 mm
C - Overall Width (LC)	*3.200 / 3.300 / 3.400 mm		
C' - Overall Width (NLC)	*2.990 / 3.090 / 3.190 mm		
D - Idler Distance	4.030 mm		
E - Counterweight Distance	3.190 mm		
E' - Turning Radius	3.240 mm		
F - Upper Structure Ground Clearance	1.205 mm		
G - Crawler Height	1.065 mm		
H - Minimum Ground Clearance	500 mm		
I - Track Gauge (LC/NLC)	*2.600 mm / 2.390 mm		
J - Shoe Width	*600 / 700 / 800 mm		
K - Overall Length of Crawler	4.940 mm		
L - Length Over Ground	7.530 mm	6.780 mm	5.860 mm
M - Overall Height (to Top of Cab)	3.160 mm		
N - Upper Structure Width	2.990 mm		

* Standard

II. WORKING DIMENSIONS

Boom Dimension	6.280 mm		
Arm Dimension	2.100 mm	*2.500 mm	3.070 mm
S - Maximum Digging Reach	10.020 mm	10.370 mm	10.910 mm
T - Maximum Digging Reach at Ground Level	9.800 mm	10.160 mm	10.700 mm
U - Maximum Digging Depth	6.360 mm	6.760 mm	7.330 mm
V - Maximum Digging Height	9.860 mm	9.990 mm	10.290 mm
W - Maximum Dumping Clearance	6.870 mm	7.020 mm	7.300 mm
X - Maximum Vertical Digging Depth	5.030 mm	5.290 mm	5.890 mm
Y - Minimum Swing Radius	4.440 mm	4.360 mm	4.280 mm
Z - Maximum Digging Depth (2440 mm level)	6.140 mm	6.570 mm	7.160 mm

* Standard

III. DIGGING PERFORMANCE

Standard Bucket Capacity	1,5 m ³ (SAE)
Bucket Digging Force (Power Boost) ISO	20.100 (21.900) kgf
Arm Crowd Force (Power Boost) ISO	17.700 (19.300) kgf



HİDROMEK®

FACTORY - HEAD OFFICE

Ayas yolu 25. km 1. Organize Sanayi Bölgesi Osmanlı Caddesi No: 1
06935 Sincan / ANKARA / TURKEY
Tel: (+90) 312 267 12 60 Fax: (+90) 312 267 12 39
www.hidromek.com

Notice:

Hidromek has the right to modify the specifications and design of the model indicated on this brochure without prior notice.